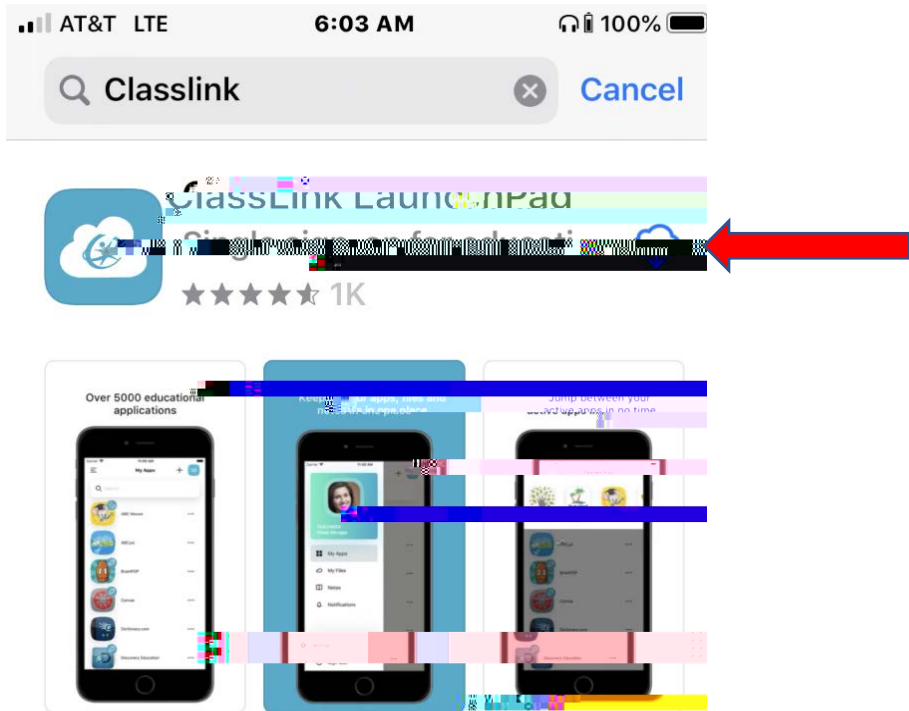


What is USATestPrep?

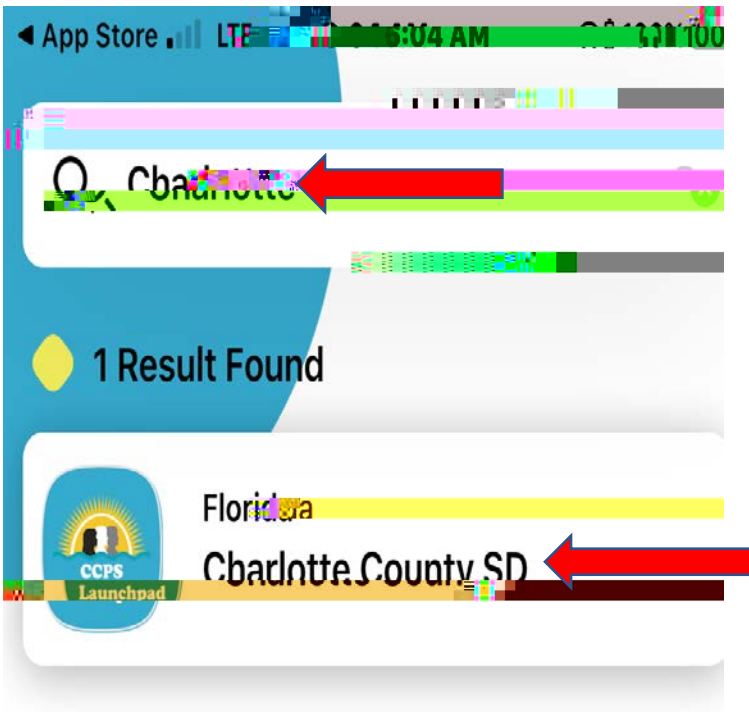
USA Test Prep online lessons provide students with 2 to 3-minute video presentations for the Domains (Nature of Science, Earth and Space Science, Physical Science and Life Science)/Science standards. Each video presentation has a 3 to 5 question comprehension check. There are a series of 69 videos for grade 3, a series of 79 videos for grade 4 and a series of 141 videos for grade 5. Some of the videos for each grade level do repeat. **We suggest that your child view two or three videos per day and complete their comprehension check questions.** Once the comprehension check questions are complete for a video, hit the "submit" button to view your child's score. The comprehension questions for each video may only be answered

(student identification number) and password. Next, select the USATestPrep app from the selection of apps provided. As soon as you access the USATestPrep app, your child will be able to choose:

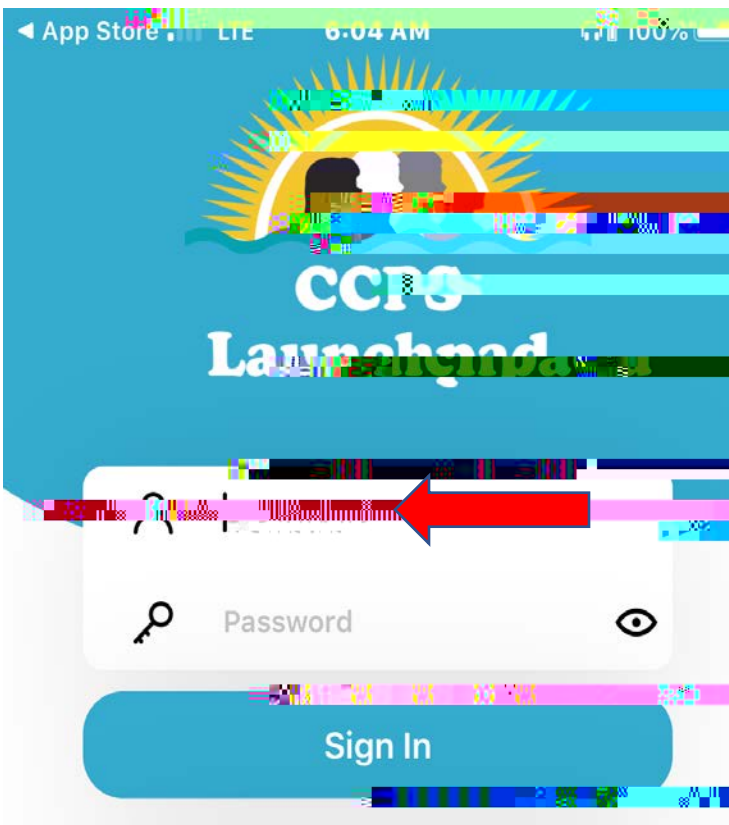
1. On your iPad/iPhone/Android device download ClassLink LaunchPad from the App Store/Google Play




2. Once the app is downloaded: open the ClassLink app, search for “Charlotte”, and select “Florida Charlotte County SD”



3. Sign on to the CCPS Launchpad with your student's CCPS ID and password



4. Once on the launchpad, click on the USA Test Prep icon.



5. Once the “USA Test Prep” icon is clicked, USA Test Prep will open to the student page. To see the student’s assignments, make sure you are on the “Assignments” tab. Students will click on “Begin” or “Continue” to access their assignments.

6. USATestPrep Assignment Example

Red Arrows show

- x the “play” button
- x the “audio” button (reads the question and answer choices)
- x the “Show Transcript” link (allows student to read what is being said in the video)
- x the “Submit” button (submits student’s answers for grading)



7. USATestPrep Graded Assignment Example

Red Arrows show

- x Student percentage for that assignment
- x The “Next Assignment” button (student may continue to the next video assignment)

SCORE 100%



100%

